

Fig. 1. Structura moleculei dihidratul nitratului (μ_3 -oxo)-tris- $\{(\mu_2$ -Ofenoxi)-2-[(2-hidroxi-benziliden)amino]-2-hidroxiometilpropan]-1,3-diol-acvacupru(II)}

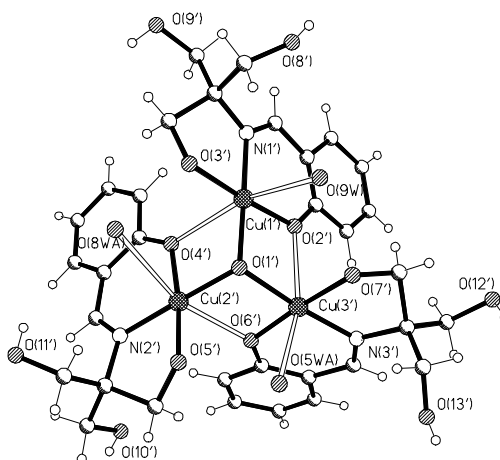


Fig. 2. Structura cationului (μ_3 -oxo)-tris- $\{(\mu_2$ -Ofenoxi)-2-[(2-hidroxi-benziliden)amino]-2-hidroxiometilpropan]-1,3-diol-acvacupru(II)}

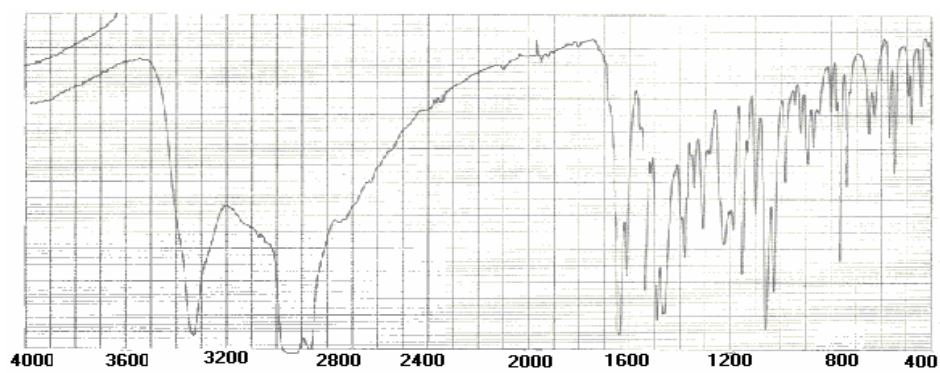


Fig. 3. Spectrul IR 2-[(2-hidroxi benziliden)amino-2-hidroxi metilpropan]-1,3-diolului

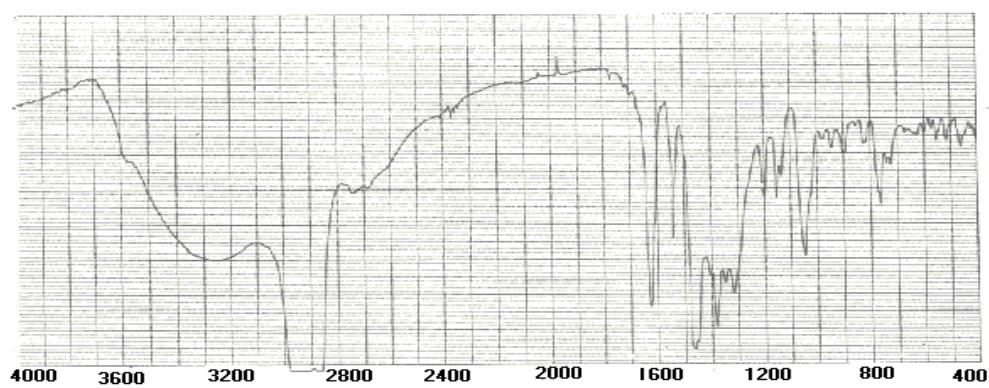


Fig. 4. Spectrul IR dihidratului nitratului (μ_3 -oxo)-tris- $\{(\mu_2$ -Ofenoxi)-2-[(2-hidroxi benziliden)amino-2-hidroxi metilpropan]-1,3-diolo-acvacupru(II) $\}$